

Boccia European Championships 2009 - Regional Championships  
Povoa de Varzim



**Final Results**

**Individuals BC1**

**Pool's Section**

<b>Pool A</b>													
No.	Name	Country	1	2	3	4	5	Won	Lost	Scored	Conceded	Points	Position
108	BELTRÁN Francisco	ESP		w 7_2	w 7_1	w 11_0	w 10_1	4	0	35	4	8	1
118	PEREZ Daniel	NED	L 2_7		L 5_5	w 5_4	w 7_1	2	2	19	17	4	3
102	PROBEGGER Eva-Maria	AUT	L 1_7	w 5_5		w 10_2	w 12_0	3	1	28	14	6	2
103	KOLLER Armin	AUT	L 0_11	L 4_5	L 2_10		L 1_4	0	4	7	30	0	5
116	KRIEKOUKIS Konstantinos	GRE	L 1_10	L 1_7	L 0_12	w 4_1		1	3	6	30	2	4
<b>Pool B</b>													
No.	Name	Country	1	2	3	4	5	Won	Lost	Scored	Conceded	Points	Position
123	FERNANDES Joao Paulo	POR		w 4_2	w 5_3	w 4_1		3	0	13	6	6	1
104	ZUIIC Krunoslav	CRO	L 2_4		L 3_4	L 1_6		0	3	6	14	0	4
101	MECL Erich	AUT	L 3_5	w 4_3		L 1_6		1	2	8	14	2	3
111	MORGAN Andrew	GBR	L 1_4	w 6_1	w 6_1			2	1	13	6	4	2

Pool C													
No.	Name	Country	1	2	3	4	5	Won	Lost	Scored	Conceded	Points	Position
124	MARQUES Antonio	POR		<sup>w</sup> 6_4	<sup>w</sup> 6_2	<sup>w</sup> 9_1		3	0	21	7	6	1
120	NAGY Jakub	SVK	<sup>L</sup> 4_6		<sup>L</sup> 3_4	<sup>w</sup> 13_0		1	2	20	10	2	3
122	KJALLSTROM Mathias	SWE	<sup>L</sup> 2_6	<sup>w</sup> 4_3		<sup>w</sup> 7_2		2	1	13	11	4	2
114	KESSLER Sonia	GER	<sup>L</sup> 1_9	<sup>L</sup> 0_13	<sup>L</sup> 2_7			0	3	3	29	0	4

Pool D													
No.	Name	Country	1	2	3	4	5	Won	Lost	Scored	Conceded	Points	Position
109	VAQUERIZO José	ESP		<sup>w</sup> 5_1	<sup>w</sup> 15_1	<sup>w</sup> 13_0		3	0	33	2	6	1
121	DURDINOVA Lenka	SVK	<sup>L</sup> 1_5		<sup>L</sup> 1_4	<sup>L</sup> 2_2		0	3	4	11	0	4
105	GOLICNIK Leon	CRO	<sup>L</sup> 1_15	<sup>w</sup> 4_1		<sup>L</sup> 1_4		1	2	6	20	2	3
106	URBAN Jan	CZE	<sup>L</sup> 0_13	<sup>w</sup> 2_2	<sup>w</sup> 4_1			2	1	6	16	4	2

Pool E													
No.	Name	Country	1	2	3	4	5	Won	Lost	Scored	Conceded	Points	Position
112	SMITH David	GBR		<sup>w</sup> 9_1	<sup>w</sup> 5_1	<sup>w</sup> 5_1		3	0	19	3	6	1
110	SARELA Leena	FIN	<sup>L</sup> 1_9		<sup>L</sup> 1_7	<sup>L</sup> 0_9		0	3	2	25	0	4
107	CURINOVA Katerina	CZE	<sup>L</sup> 1_5	<sup>w</sup> 7_1		<sup>w</sup> 3_3		2	1	11	9	4	2
125	VLK Jiri	CZE	<sup>L</sup> 1_5	<sup>w</sup> 9_0	<sup>L</sup> 3_3			1	2	13	8	2	3

Pool F													
No.	Name	Country	1	2	3	4	5	Won	Lost	Scored	Conceded	Points	Position
117	MORAN Padraic	IRL		<sup>w</sup> 9_1	<sup>w</sup> 5_1	<sup>w</sup> 10_1		3	0	24	3	6	1
119	AANDALEN Roger	NOR	<sup>L</sup> 1_9		<sup>w</sup> 9_1	<sup>w</sup> 9_0		2	1	19	10	4	2
115	SOULANIS Panagiotis	GRE	<sup>L</sup> 1_5	<sup>L</sup> 1_9		<sup>L</sup> 3_4		0	3	5	18	0	4
113	GLEIBS Ingo	GER	<sup>L</sup> 1_10	<sup>L</sup> 0_9	<sup>w</sup> 4_3			1	2	5	22	2	3

**Elimination Round's Section**

1/4Final

1/2Final

3°/4°

FINAL

108 - BELTRÁN Francisco - ESP :5(w)

119 - AANDALEN Roger - NOR :1(L)

109 - VAQUERIZO José - ESP :1(L)

112 - SMITH David - GBR :6(w)

123 - FERNANDES Joao Paulo - POR :9(w)

102 - PROßEGGER Eva-Maria - AUT :1(L)

124 - MARQUES Antonio - POR :4(w)

117 - MORAN Padraic - IRL :1(L)

108 - BELTRÁN Francisco - ESP :1(L)

112 - SMITH David - GBR :5(w)

123 - FERNANDES Joao Paulo - POR :5(w)

124 - MARQUES Antonio - POR :1(L)

108 - BELTRÁN Francisco - ESP :3(w)

124 - MARQUES Antonio - POR :1(L)

112 - SMITH David - GBR :8(w)

123 - FERNANDES Joao Paulo - POR :0(L)

**Final Score Section  
(Final)**

<b>Position</b>	<b>Name</b>	<b>Country</b>
1	SMITH David	GBR
2	FERNANDES Joao Paulo	POR
3	BELTRÁN Francisco	ESP
4	MARQUES Antonio	POR
5	MORAN Padraic	IRL
6	AANDALEN Roger	NOR
7	VAQUERIZO José	ESP
8	PROBEGGER Eva-Maria	AUT
9	MORGAN Andrew	GBR
10	KJALLSTROM Mathias	SWE
11	CURINOVA Katerina	CZE
12	URBAN Jan	CZE
13	NAGY Jakub	SVK
14	VLK Jiri	CZE
15	PEREZ Daniel	NED
16	MECL Erich	AUT
17	GOLICNIK Leon	CRO
18	GLEIBS Ingo	GER
19	DURDINOVA Lenka	SVK
20	ZUIIC Krunoslav	CRO
21	SOULANIS Panagiotis	GRE
22	KRIEKOUKIS Konstantinos	GRE
23	SARELA Leena	FIN
24	KESSLER Sonia	GER
25	KOLLER Armin	AUT

Boccia European Championships 2009 - Regional Championships  
Povoia de Varzim



Final Results

Individuals BC2

Pool's Section

Pool A													
No.	Name	Country	1	2	3	4	5	Won	Lost	Scored	Conceded	Points	Position
213	MURRAY Nigel	GBR		<sup>w</sup> 13_0	<sup>w</sup> 12_1	<sup>w</sup> 17_0	<sup>w</sup> 15_1	4	0	57	2	8	1
215	ROBINSON Zoe	GBR	<sup>L</sup> 0_13		<sup>w</sup> 5_2	<sup>w</sup> 7_1	<sup>w</sup> 8_0	3	1	20	16	6	2
231	DANCO Tomas	SVK	<sup>L</sup> 1_12	<sup>L</sup> 2_5		<sup>L</sup> 3_5	<sup>w</sup> 9_0	1	3	15	22	2	3
236	PEKLAR Stefanija	SLO	<sup>L</sup> 0_17	<sup>L</sup> 1_7	<sup>w</sup> 5_3		<sup>L</sup> 2_3	1	3	8	30	2	4
216	WEBER Thomas	GER	<sup>L</sup> 1_15	<sup>L</sup> 0_8	<sup>L</sup> 0_9	<sup>w</sup> 3_2		1	3	4	34	2	5

Pool B													
No.	Name	Country	1	2	3	4	5	Won	Lost	Scored	Conceded	Points	Position
233	FERREIRA Fernando	POR		<sup>w</sup> 10_0	<sup>w</sup> 11_0	<sup>w</sup> 11_1	<sup>w</sup> 12_1	4	0	44	2	8	1
212	KOIVUNIEMI Vesa	FIN	<sup>L</sup> 0_10		<sup>w</sup> 5_1	<sup>w</sup> 3_1	<sup>L</sup> 2_3	2	2	10	15	4	3
221	KEARNEV Jason	IRL	<sup>L</sup> 0_11	<sup>L</sup> 1_5		<sup>w</sup> 6_0	<sup>w</sup> 8_3	2	2	15	19	4	2
217	ZOLLICK Niko	GER	<sup>L</sup> 1_11	<sup>L</sup> 1_3	<sup>L</sup> 0_6		<sup>L</sup> 0_5	0	4	2	25	0	5
229	FINKST Natalie	SLO	<sup>L</sup> 1_12	<sup>w</sup> 3_2	<sup>L</sup> 3_8	<sup>w</sup> 5_0		2	2	12	22	4	4

**Pool C**

No.	Name	Country	1	2	3	4	5	Won	Lost	Scored	Conceded	Points	Position
208	CORDERO Pedro	ESP		L 3_6	L 3_5	W 4_1		1	2	10	12	2	3
230	KRAL Tomas	SVK	W 6_3		L 2_3	W 12_4		2	1	20	10	4	2
207	KORINEK Michal	CZE	W 5_3	W 3_2		W 3_1		3	0	11	6	6	1
220	GERAKIS Georgios	GRE	L 1_4	L 4_12	L 1_3			0	3	6	19	0	4

**Pool D**

No.	Name	Country	1	2	3	4	5	Won	Lost	Scored	Conceded	Points	Position
234	GONÇALVES Cristina	POR		W 5_2	W 14_0	W 8_3		3	0	27	5	6	1
203	VUKUŠIc Marino	CRO	L 2_5		W 6_2	W 5_2		2	1	13	9	4	2
201	PARTH Aglaia	AUT	L 0_14	L 2_6		W 4_3		1	2	6	23	2	3
202	MACALA Ingrid	AUT	L 3_8	L 2_5	L 3_4			0	3	8	17	0	4

**Pool E**

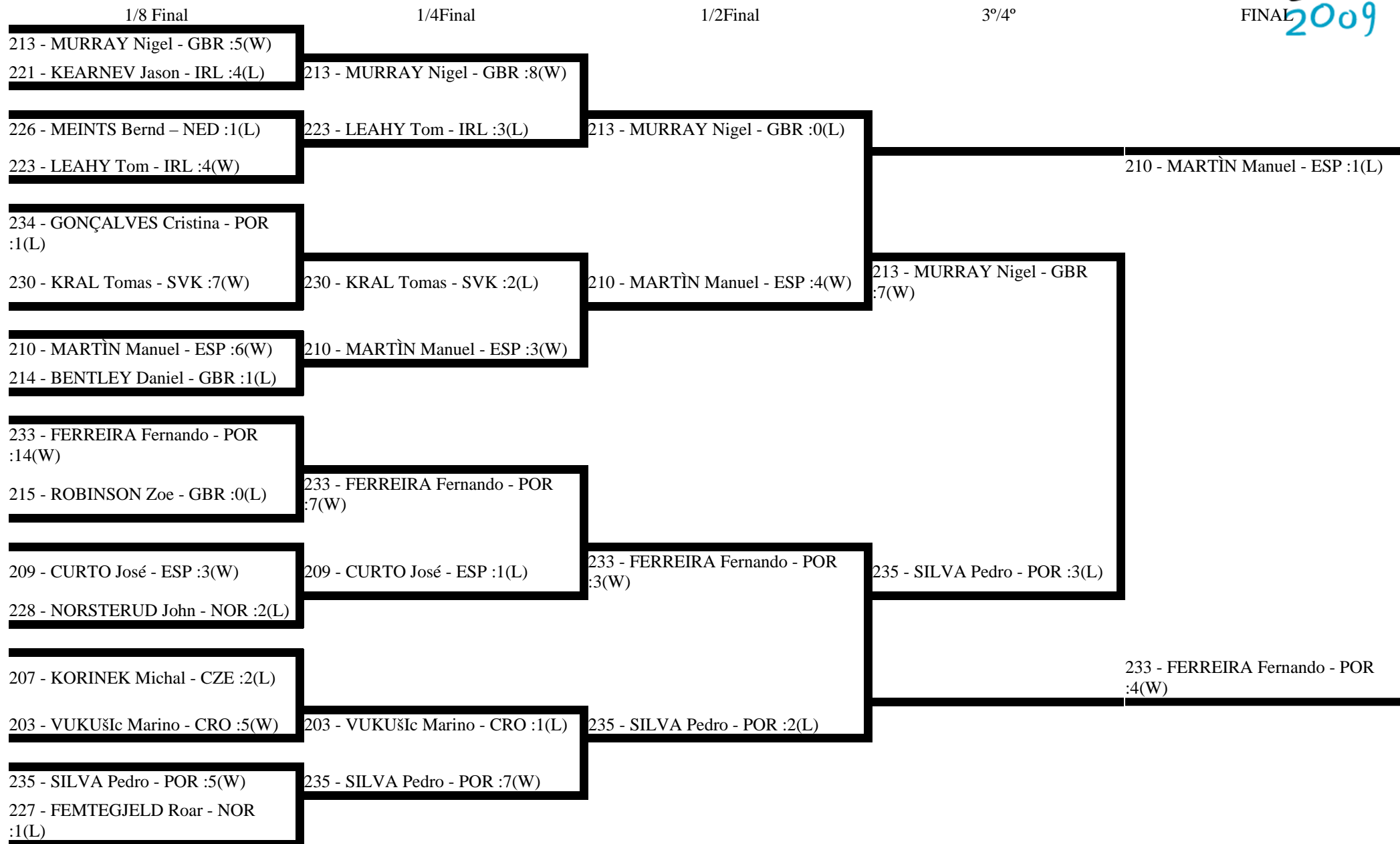
No.	Name	Country	1	2	3	4	5	Won	Lost	Scored	Conceded	Points	Position
210	MARTÌN Manuel	ESP		W 12_1	L 2_6	W 6_3		2	1	20	10	4	1
206	SERBUS Frantisek	CZE	L 1_12		W 4_1	W 12_0		2	1	17	13	4	3
227	FEMTEGJELD Roar	NOR	W 6_2	L 1_4		W 6_1		2	1	13	7	4	2
204	DABIc Lara	CRO	L 3_6	L 0_12	L 1_6			0	3	4	24	0	4

Pool F													
No.	Name	Country	1	2	3	4	5	Won	Lost	Scored	Conceded	Points	Position
235	SILVA Pedro	POR		<sup>w</sup> 3_2	<sup>w</sup> 3_2	<sup>w</sup> 10_2		3	0	16	6	6	1
214	BENTLEY Daniel	GBR	<sup>L</sup> 2_3		<sup>w</sup> 8_0	<sup>w</sup> 6_1		2	1	16	4	4	2
224	BULTHUIS Judith	NED	<sup>L</sup> 2_3	<sup>L</sup> 0_8		<sup>w</sup> 5_4		1	2	7	15	2	3
225	PEETERS Nick	NED	<sup>L</sup> 2_10	<sup>L</sup> 1_6	<sup>L</sup> 4_5			0	3	7	21	0	4

Pool G													
No.	Name	Country	1	2	3	4	5	Won	Lost	Scored	Conceded	Points	Position
223	LEAHY Tom	IRL		<sup>L</sup> 3_6	<sup>w</sup> 3_2	<sup>w</sup> 4_2		2	1	10	10	4	2
222	CONNOLLY Roberta	IRL	<sup>w</sup> 6_3		<sup>w</sup> 4_2	<sup>L</sup> 1_9		2	1	11	14	4	3
218	PAPADAKIS Alexandros	GRE	<sup>L</sup> 2_3	<sup>L</sup> 2_4		<sup>L</sup> 2_2		0	3	6	9	0	4
209	CURTO José	ESP	<sup>L</sup> 2_4	<sup>w</sup> 9_1	<sup>w</sup> 2_2			2	1	13	7	4	1

Pool H													
No.	Name	Country	1	2	3	4	5	Won	Lost	Scored	Conceded	Points	Position
228	NORSTERUD John	NOR		<sup>w</sup> 8_4	<sup>w</sup> 6_3	<sup>L</sup> 2_5		2	1	16	12	4	2
211	OLLIKKA Timo	FIN	<sup>L</sup> 4_8		<sup>L</sup> 0_9	<sup>w</sup> 4_2		1	2	8	19	2	4
232	MEZIK Robert	SVK	<sup>L</sup> 3_6	<sup>w</sup> 9_0		<sup>L</sup> 0_8		1	2	12	14	2	3
226	MEINTS Bernd	NED	<sup>w</sup> 5_2	<sup>L</sup> 2_4	<sup>w</sup> 8_0			2	1	15	6	4	1

# Elimination Round's Section



**Final Score Section  
(Final)**

<b>Position</b>	<b>Name</b>	<b>Country</b>
1	FERREIRA Fernando	POR
2	MARTÍN Manuel	ESP
3	MURRAY Nigel	GBR
4	SILVA Pedro	POR
5	KRAL Tomas	SVK
6	LEAHY Tom	IRL
7	VUKUŠIc Marino	CRO
8	CURTO José	ESP
9	KEARNEV Jason	IRL
10	NORSTERUD John	NOR
11	KORINEK Michal	CZE
12	MEINTS Bernd	NED
13	FEMTEGJELD Roar	NOR
14	BENTLEY Daniel	GBR
15	GONÇALVES Cristina	POR
16	ROBINSON Zoe	GBR
17	SERBUS Frantisek	CZE
18	MEZIK Robert	SVK
19	CORDERO Pedro	ESP
20	CONNOLLY Roberta	IRL
21	KOIVUNIEMI Vesa	FIN
22	DANCO Tomas	SVK
23	BULTHUIS Judith	NED
24	PARTH Aglaia	AUT
25	PAPADAKIS Alexandros	GRE
26	FINKST Natalie	SLO
27	MACALA Ingrid	AUT
28	OLLIKKA Timo	FIN
29	GERAKIS Georgios	GRE
30	PEETERS Nick	NED
31	PEKLAR Stefanija	SLO
32	DABIc Lara	CRO
33	ZOLLICK Niko	GER
34	WEBER Thomas	GER

Boccia European Championships 2009 - Regional Championships  
Povoá de Varzim



**Final Results**

**Individuals BC3**

**Pool's Section**

Pool A													
No.	Name	Country	1	2	3	4	5	Won	Lost	Scored	Conceded	Points	Position
337	POLYCHRONIDIS Grigorios	GRE		w 13_0	w 13_0	w 5_2	w 11_0	4	0	42	2	8	1
321	HOGRELL Sebastian	SWE	L 0_13		w 11_1	w 5_2	w 4_1	3	1	20	17	6	2
320	SVANA Matej	SVK	L 0_13	L 1_11		L 0_8	L 3_3	0	4	4	35	0	5
334	MUNCH Olivier	FRA	L 2_5	L 2_5	w 8_0		w 8_0	2	2	20	10	4	3
312	FERRY Maxime	FRA	L 0_11	L 1_4	w 3_3	L 0_8		1	3	4	26	2	4

Pool B													
No.	Name	Country	1	2	3	4	5	Won	Lost	Scored	Conceded	Points	Position
323	PEIXOTO Mário	POR		w 8_0	w 12_1	L 3_6		2	1	23	7	4	2
322	HAGDAHL Christoffer	SWE	L 0_8		L 1_11	L 1_15		0	3	2	34	0	4
333	STILLING Bente	DEN	L 1_12	w 11_1		L 0_7		1	2	12	20	2	3
340	SILVA Luis	POR	w 6_3	w 15_1	w 7_0			3	0	28	4	6	1

**Pool C**

No.	Name	Country	1	2	3	4	5	Won	Lost	Scored	Conceded	Points	Position
311	PEÑA Sandra	ESP		<sup>w</sup> 3_1	<sup>w</sup> 6_1	<sup>w</sup> 10_0		3	0	19	2	6	1
301	CILISSEN Pieter	BEL	<sup>L</sup> 1_3		<sup>w</sup> 3_1	<sup>L</sup> 2_10		1	2	6	14	2	3
319	O'GRADV Gerard	IRL	<sup>L</sup> 1_6	<sup>L</sup> 1_3		<sup>L</sup> 1_5		0	3	3	14	0	4
310	PAMIÉS Verónica	ESP	<sup>L</sup> 0_10	<sup>w</sup> 10_2	<sup>w</sup> 5_1			2	1	15	13	4	2

**Pool D**

No.	Name	Country	1	2	3	4	5	Won	Lost	Scored	Conceded	Points	Position
309	RODRÍGUEZ José	ESP		<sup>w</sup> 5_2	<sup>w</sup> 4_3	<sup>w</sup> 3_2		3	0	12	7	6	1
304	KOVcIc Mihajlo	CRO	<sup>L</sup> 2_5		<sup>L</sup> 0_12	<sup>L</sup> 0_5		0	3	2	22	0	4
331	MILKOVA Vladislava	CZE	<sup>L</sup> 3_4	<sup>w</sup> 12_0		<sup>w</sup> 4_3		2	1	19	7	4	2
302	DE LAENDER Kirsten	BEL	<sup>L</sup> 2_3	<sup>w</sup> 5_0	<sup>L</sup> 3_4			1	2	10	7	2	3

**Pool E**

No.	Name	Country	1	2	3	4	5	Won	Lost	Scored	Conceded	Points	Position
318	CRONIN Johnny	IRL		<sup>w</sup> 5_1	<sup>w</sup> 11_0	<sup>L</sup> 2_2		2	1	18	3	4	1
307	BENTE Daniel	DEN	<sup>L</sup> 1_5		<sup>L</sup> 2_6	<sup>w</sup> 7_2		1	2	10	13	2	3
303	VERLINDEN Pieter	BEL	<sup>L</sup> 0_11	<sup>w</sup> 6_2		<sup>w</sup> 6_2		2	1	12	15	4	2
325	JOENSEN Áki	FRO	<sup>w</sup> 2_2	<sup>L</sup> 2_7	<sup>L</sup> 2_6			1	2	6	15	2	4

**Pool F**

No.	Name	Country	1	2	3	4	5	Won	Lost	Scored	Conceded	Points	Position
306	KRENEK Radovan	CZE		<sup>L</sup> 3_4	<sup>w</sup> 3_2	<sup>w</sup> 4_2		2	1	10	8	4	2
308	LARSEN Susanne	DEN	<sup>w</sup> 4_3		<sup>w</sup> 3_3	<sup>w</sup> 11_1		3	0	18	7	6	1
339	BURIANEK Adam	SVK	<sup>L</sup> 2_3	<sup>L</sup> 3_3		<sup>w</sup> 8_1		1	2	13	7	2	3
315	BLUM Armin	GER	<sup>L</sup> 2_4	<sup>L</sup> 1_11	<sup>L</sup> 1_8			0	3	4	23	0	4

**Pool G**

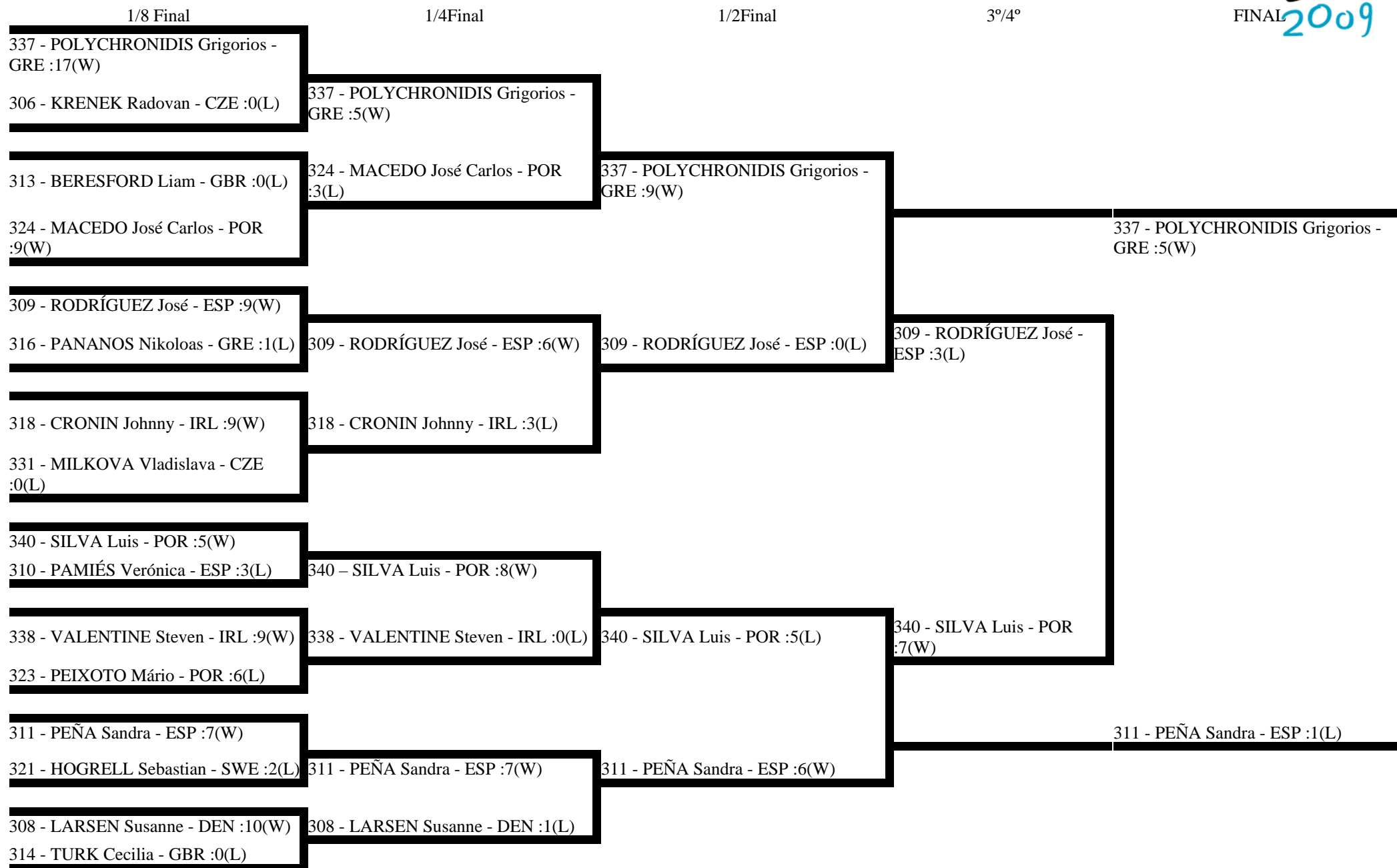
No.	Name	Country	1	2	3	4	5	Won	Lost	Scored	Conceded	Points	Position
338	VALENTINE Steven	IRL		<sup>w</sup> 5_1	<sup>w</sup> 5_3	<sup>w</sup> 4_3		3	0	14	7	6	1
326	RUMMUKAINEN Jari	FIN	<sup>L</sup> 1_5		<sup>L</sup> 4_4	<sup>L</sup> 1_5		0	3	6	14	0	4
336	BENHARKAT Petra	GER	<sup>L</sup> 3_5	<sup>w</sup> 4_4		<sup>L</sup> 1_3		1	2	8	12	2	3
316	PANANOS Nikolaos	GRE	<sup>L</sup> 3_4	<sup>w</sup> 5_1	<sup>w</sup> 3_1			2	1	11	6	4	2

**Pool H**

No.	Name	Country	1	2	3	4	5	Won	Lost	Scored	Conceded	Points	Position
313	BERESFORD Liam	GBR		<sup>w</sup> 5_3	<sup>w</sup> 8_3	<sup>w</sup> 6_0		3	0	19	6	6	1
314	TURK Cecilia	GBR	<sup>L</sup> 3_5		<sup>w</sup> 11_2	<sup>w</sup> 9_2		2	1	23	9	4	2
317	KORDALI Maria	GRE	<sup>L</sup> 3_8	<sup>L</sup> 2_11		<sup>L</sup> 2_4		0	3	7	23	0	4
305	LUKSIC Samanta	CRO	<sup>L</sup> 0_6	<sup>L</sup> 2_9	<sup>w</sup> 4_2			1	2	6	17	2	3

Pool I													
No.	Name	Country	1	2	3	4	5	Won	Lost	Scored	Conceded	Points	Position
324	MACEDO José Carlos	POR		<sup>w</sup> 13_0	<sup>w</sup> 5_4	<sup>w</sup> 11_0		3	0	29	4	6	1
330	VUIc Daniel	CRO	<sup>L</sup> 0_13		<sup>L</sup> 2_6	<sup>w</sup> 4_4		1	2	6	23	2	4
335	MCCOWAN Scott	GBR	<sup>L</sup> 4_5	<sup>w</sup> 6_2		<sup>L</sup> 5_8		1	2	15	15	2	2
332	SVOBODA Michal	CZE	<sup>L</sup> 0_11	<sup>L</sup> 4_4	<sup>w</sup> 8_5			1	2	12	20	2	3

## Elimination Round's Section



**Final Score Section  
(Final)**

<b>Position</b>	<b>Name</b>	<b>Country</b>
1	POLYCHRONIDIS Grigorios	GRE
2	PEÑA Sandra	ESP
3	SILVA Luis	POR
4	RODRÍGUEZ José	ESP
5	MACEDO José Carlos	POR
6	CRONIN Johnny	IRL
7	LARSEN Susanne	DEN
8	VALENTINE Steven	IRL
9	PAMIÉS Verónica	ESP
10	PEIXOTO Mário	POR
11	HOGRELL Sebastian	SWE
12	PANANOS Nikoloas	GRE
13	BERESFORD Liam	GBR
13	MILKOVA Vladislava	CZE
15	TURK Cecilia	GBR
16	KRENEK Radovan	CZE
17	MCCOWAN Scott	GBR
18	VERLINDEN Pieter	BEL
19	MUNCH Olivier	FRA
20	BURIANEK Adam	SVK
21	DE LAENDER Kirsten	BEL
22	BENTE Daniel	DEN
23	BENHARKAT Petra	GER
24	STILLING Bente	DEN
24	SVOBODA Michal	CZE
26	CILISSEN Pieter	BEL
27	LUKSIC Samanta	CRO
28	RUMMUKAINEN Jari	FIN
29	JOENSEN Áki	FRO
30	O'GRADV Gerard	IRL
31	KORDALI Maria	GRE
32	FERRY Maxime	FRA
33	VUIc Daniiel	CRO
34	BLUM Armin	GER
35	KOVcIc Mihajlo	CRO
36	HAGDAHL Christoffer	SWE
37	SVANA Matej	SVK

Boccia European Championships 2009 - Regional Championships  
Povoa de Varzim



**Final Results**

**Individuals BC4**

**Pool's Section**

<b>Pool A</b>													
No.	Name	Country	1	2	3	4	5	Won	Lost	Scored	Conceded	Points	Position
410	DUESO José	ESP		w 8_1	w 2_2	w 7_1	w 4_2	4	0	21	6	8	1
418	KANAVAS Christos	GRE	L 1_8		w 5_3	w 3_1	w 6_1	3	1	15	13	6	2
404	KADLECOVA Simona	CZE	L 2_2	L 3_5		w 7_2	w 3_2	2	2	15	11	4	3
408	ARRANZ Agapito	ESP	L 1_7	L 1_3	L 2_7		L 2_8	0	4	6	25	0	5
402	LACINA Leos	CZE	L 2_4	L 1_6	L 2_3	w 8_2		1	3	13	15	2	4
<b>Pool B</b>													
No.	Name	Country	1	2	3	4	5	Won	Lost	Scored	Conceded	Points	Position
427	PEREIRA Fernando	POR		w 6_4	w 13_0	w 13_0	w 2_2	4	0	34	6	8	1
406	JENSSEN Carsten	DEN	L 4_6		L 1_9	w 5_0	L 0_11	1	3	10	26	2	4
407	BRONDAL Kenneth	DEN	L 0_13	w 9_1		w 4_3	L 2_3	2	2	15	20	4	3
412	HECKEL Anais	FRA	L 0_13	L 0_5	L 3_4		L 0_18	0	4	3	40	0	5
428	COSTA José	POR	L 2_2	w 11_0	w 3_2	w 18_0		3	1	34	4	6	2

**Pool C**

No.	Name	Country	1	2	3	4	5	Won	Lost	Scored	Conceded	Points	Position
420	BÉRES Dezso	HUN		<sup>w</sup> 13_0	<sup>w</sup> 6_3	<sup>w</sup> 11_1		3	0	30	4	6	1
405	RASMUSSEN Morten	DEN	<sup>L</sup> 0_13		<sup>L</sup> 4_8	<sup>L</sup> 2_7		0	3	6	28	0	4
426	CLARA Pedro	POR	<sup>L</sup> 3_6	<sup>w</sup> 8_4		<sup>w</sup> 10_0		2	1	21	10	4	2
416	KELLY Jamie	GBR	<sup>L</sup> 1_11	<sup>w</sup> 7_2	<sup>L</sup> 0_10			1	2	8	23	2	3

**Pool D**

No.	Name	Country	1	2	3	4	5	Won	Lost	Scored	Conceded	Points	Position
401	PROCHAZKA Radek	CZE		<sup>w</sup> 8_1	<sup>w</sup> 8_2	<sup>w</sup> 4_2		3	0	20	5	6	1
409	BAIXAULI Amparo	ESP	<sup>L</sup> 1_8		<sup>w</sup> 4_3	<sup>w</sup> 7_2		2	1	12	13	4	2
411	HECKEL Sonia	FRA	<sup>L</sup> 2_8	<sup>L</sup> 3_4		<sup>L</sup> 1_8		0	3	6	20	0	4
425	BURIAN Martin	SVK	<sup>L</sup> 2_4	<sup>L</sup> 2_7	<sup>w</sup> 8_1			1	2	12	12	2	3

**Pool E**

No.	Name	Country	1	2	3	4	5	Won	Lost	Scored	Conceded	Points	Position
423	DURKOVIC Robert	SVK		<sup>w</sup> 3_3	<sup>w</sup> 4_3	<sup>L</sup> 2_8		2	1	9	14	4	2
421	GYURKOTA József	HUN	<sup>L</sup> 3_3		<sup>w</sup> 3_2	<sup>L</sup> 2_6		1	2	8	11	2	3
419	GIAKOUMAKIS Paylos	GRE	<sup>L</sup> 3_4	<sup>L</sup> 2_3		<sup>L</sup> 2_3		0	3	7	10	0	4
422	HEGEDUS László	HUN	<sup>w</sup> 8_2	<sup>w</sup> 6_2	<sup>w</sup> 3_2			3	0	17	6	6	1

Pool F													
No.	Name	Country	1	2	3	4	5	Won	Lost	Scored	Conceded	Points	Position
414	McGUIRE Peter	GBR		<sup>w</sup> 3_2	<sup>w</sup> 6_2	<sup>w</sup> 10_1		3	0	19	5	6	1
424	STREHARSKY Martin	SVK	<sup>L</sup> 2_3		<sup>w</sup> 3_2	<sup>w</sup> 6_0		2	1	11	5	4	2
417	KATSONIS Panagiotis	GRE	<sup>L</sup> 2_6	<sup>L</sup> 2_3		<sup>w</sup> 7_2		1	2	11	11	2	3
413	TRIQUET Melissa	FRA	<sup>L</sup> 1_10	<sup>L</sup> 0_6	<sup>L</sup> 2_7			0	3	3	23	0	4

### Elimination Round's Section

1/8 Final

1/4Final

1/2Final

3°/4°

410 - DUESO José - ESP :3(L)

421 - GYURKOTA József - HUN :5(W)

421 - GYURKOTA József - HUN :1(L)

423 - DURKOVIC Robert - SVK :6(W)

423 - DURKOVIC Robert - SVK :4(W)

423 - DURKOVIC Robert - SVK :1(L)

409 - BAIXAULI Amparo - ESP :2(L)

401 - PROCHAZKA Radek - CZE :3(W)

401 - PROCHAZKA Radek - CZE :4(W)

401 - PROCHAZKA Radek - CZE :4(W)

401 - PROCHAZKA Radek - CZE :8(W)

423 - DURKOVIC Robert - SVK :5(W)

404 - KADLECOVA Simona - CZE :2(L)

422 - HEGEDUS László - HUN :6(W)

422 - HEGEDUS László - HUN :1(L)

418 - KANAVAS Christos - GRE :5(L)

427 - PEREIRA Fernando - POR :14(W)

417 - KATSONIS Panagiotis - GRE :0(L)

427 - PEREIRA Fernando - POR :6(W)

424 - STREHARSKY Martin - SVK :5(W)

424 - STREHARSKY Martin - SVK :5(L)

427 - PEREIRA Fernando - POR :4(W)

420 - BÉRES Dezso - HUN :1(L)

426 - CLARA Pedro - POR :3(L)

420 - BÉRES Dezso - HUN :8(W)

427 - PEREIRA Fernando - POR :2(L)

425 - BURIAN Martin - SVK :1(L)

420 - BÉRES Dezso - HUN :5(W)

420 - BÉRES Dezso - HUN :2(L)

414 - McGUIRE Peter - GBR :1(L)

428 - COSTA José - POR :4(L)

428 - COSTA José - POR :8(W)

**Final Score Section  
(Final)**

<b>Position</b>	<b>Name</b>	<b>Country</b>
1	PROCHAZKA Radek	CZE
2	PEREIRA Fernando	POR
3	DURKOVIC Robert	SVK
4	BÉRES Dezso	HUN
5	STREHARSKY Martin	SVK
6	COSTA José	POR
7	GYURKOTA József	HUN
8	HEGEDUS László	HUN
9	KANAVAS Christos	GRE
10	DUESO José	ESP
10	CLARA Pedro	POR
12	KADLECOVA Simona	CZE
13	BAIXAULI Amparo	ESP
14	BURIAN Martin	SVK
14	McGUIRE Peter	GBR
16	KATSONIS Panagiotis	GRE
17	BRONDAL Kenneth	DEN
18	KELLY Jamie	GBR
19	LACINA Leos	CZE
20	GIAKOUMAKIS Paylos	GRE
21	JENSSEN Carsten	DEN
22	HECKEL Sonia	FRA
23	TRIQUET Melissa	FRA
24	RASMUSSEN Morten	DEN
25	ARRANZ Agapito	ESP
26	HECKEL Anais	FRA

Boccia European Championships 2009 - Regional Championships  
Pova de Varzim



**Final Results**

Pairs BC3

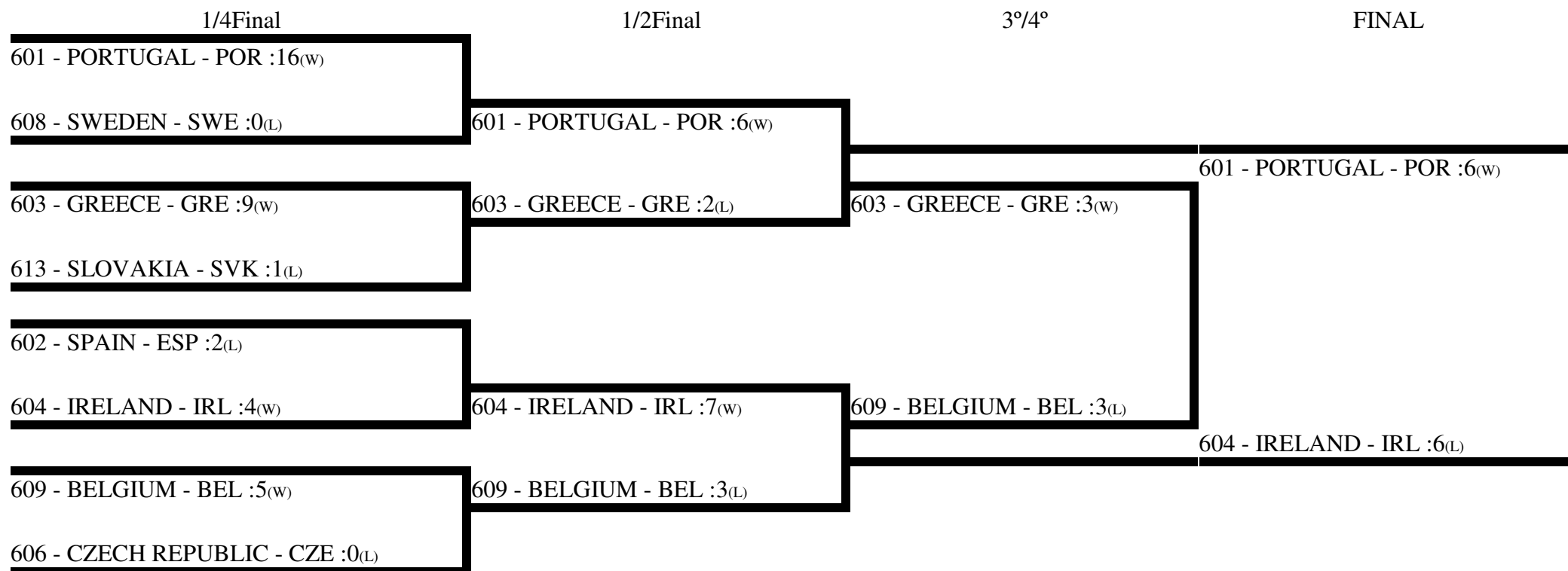
**Pool's Section**

<b>Pool A</b>													
No.	Name	Country	1	2	3	4	5	Won	Lost	Scored	Conceded	Points	Position
601	PORTUGAL	POR		<sup>w</sup> 9_1	<sup>w</sup> 12_0	<sup>w</sup> 14_0	<sup>w</sup> 11_0	4	0	46	1	8	1
606	CZECH REPUBLIC	CZE	<sup>L</sup> 1_9		<sup>L</sup> 2_2	<sup>w</sup> 8_1	<sup>w</sup> 11_1	2	2	22	13	4	2
607	CROATIA	CRO	<sup>L</sup> 0_12	<sup>w</sup> 2_2		<sup>L</sup> 3_5	<sup>w</sup> 8_2	2	2	13	21	4	3
611	FRANCE	FRA	<sup>L</sup> 0_14	<sup>L</sup> 1_8	<sup>w</sup> 5_3		<sup>w</sup> 7_0	2	2	13	25	4	4
612	GERMANY	GER	<sup>L</sup> 0_11	<sup>L</sup> 1_11	<sup>L</sup> 2_8	<sup>L</sup> 0_7		0	4	3	37	0	5

<b>Pool B</b>													
No.	Name	Country	1	2	3	4	5	Won	Lost	Scored	Conceded	Points	Position
602	SPAIN	ESP		<sup>w</sup> 10_1	<sup>L</sup> 2_2	<sup>w</sup> 9_3		2	1	21	6	4	1
605	GREAT BRITAIN	GBR	<sup>L</sup> 1_10		<sup>w</sup> 6_2	<sup>L</sup> 2_6		1	2	9	18	2	4
608	SWEDEN	SWE	<sup>w</sup> 2_2	<sup>L</sup> 2_6		<sup>L</sup> 2_2		1	2	6	10	2	3
613	SLOVAKIA	SVK	<sup>L</sup> 3_9	<sup>w</sup> 6_2	<sup>w</sup> 2_2			2	1	11	13	4	2

Pool C													
No.	Name	Country	1	2	3	4	5	Won	Lost	Scored	Conceded	Points	Position
603	GREECE	GRE		W 6_0	L 0_6	W 12_0		2	1	18	6	4	2
604	IRELAND	IRL	L 0_6		L 1_4	W 10_2		1	2	11	12	2	3
609	BELGIUM	BEL	W 6_0	W 4_1		W 4_2		3	0	14	3	6	1
610	DENMARK	DEN	L 0_12	L 2_10	L 2_4			0	3	4	26	0	4

### Elimination Round's Section



**Final Score Section  
(Final)**

<b>Position</b>	<b>Name</b>	<b>Country</b>
1	PORTUGAL	POR
2	IRELAND	IRL
3	GREECE	GRE
4	BELGIUM	BEL
5	SPAIN	ESP
6	CZECH REPUBLIC	CZE
7	SLOVAKIA	SVK
8	SWEDEN	SWE
9	CROATIA	CRO
10	FRANCE	FRA
11	GREAT BRITAIN	GBR
12	DENMARK	DEN
13	GERMANY	GER

Boccia European Championships 2009 - Regional Championships  
Pova de Varzim



**Final Results**

Pairs BC4

**Pool's Section**

Pool A													
No.	Name	Country	1	2	3	4	5	Won	Lost	Scored	Conceded	Points	Position
701	PORTUGAL	POR		L 0_5	W 4_2	W 5_1	W 7_0	3	1	16	8	6	2
704	HUNGARY	HUN	W 5_0		W 5_2	W 7_2	W 10_1	4	0	27	5	8	1
705	SLOVAKIA	SVK	L 2_4	L 2_5		W 4_3	W 9_1	2	2	17	13	4	3
708	DENMARK	DEN	L 1_5	L 2_7	L 3_4		W 6_1	1	3	12	17	2	4
709	FRANCE	FRA	L 0_7	L 1_10	L 1_9	L 1_6		0	4	3	32	0	5

Pool B													
No.	Name	Country	1	2	3	4	5	Won	Lost	Scored	Conceded	Points	Position
702	SPAIN	ESP		L 0_11	L 1_7	W 10_1		1	2	11	19	2	4
703	CZECH REPUBLIC	CZE	W 11_0		L 2_6	W 3_3		2	1	16	9	4	1
706	GREAT BRITAIN	GBR	W 7_1	W 6_2		L 0_9		2	1	13	12	4	2
707	GREECE	GRE	L 1_10	L 3_3	W 9_0			1	2	13	13	2	3

**Elimination Round's Section**



1/2Final

3°/4°

FINAL

704 - HUNGARY - HUN :3(L)

706 - GREAT BRITAIN - GBR :4(w)

706 - GREAT BRITAIN - GBR :3(w)

704 - HUNGARY - HUN :7(w)

703 - CZECH REPUBLIC - CZE :4(L)

703 - CZECH REPUBLIC - CZE :0(L)

701 - PORTUGAL - POR :3(L)

701 - PORTUGAL - POR :7(w)

**Final Score Section  
(Final)**

Position	Name	Country
1	GREAT BRITAIN	GBR
2	PORTUGAL	POR
3	HUNGARY	HUN
4	CZECH REPUBLIC	CZE
5	SLOVAKIA	SVK
6	GREECE	GRE
7	DENMARK	DEN
8	SPAIN	ESP
9	FRANCE	FRA

Boccia European Championships 2009 - Regional Championships  
Pova de Varzim



Final Results

Teams BC1/BC2

Pool's Section

Pool A													
No.	Name	Country	1	2	3	4	5	Won	Lost	Scored	Conceded	Points	Position
501	GREAT BRITAIN	GBR		<sup>w</sup> 8_1	<sup>w</sup> 9_5	<sup>w</sup> 6_0	<sup>w</sup> 20_0	4	0	43	6	8	1
506	SLOVAKIA	SVK	<sup>L</sup> 1_8		<sup>w</sup> 13_1	<sup>w</sup> 10_3	<sup>w</sup> 12_2	3	1	36	14	6	2
507	FINLAND	FIN	<sup>L</sup> 5_9	<sup>L</sup> 1_13		<sup>w</sup> 13_2	<sup>w</sup> 19_1	2	2	38	25	4	3
512	GREECE	GRE	<sup>L</sup> 0_6	<sup>L</sup> 3_10	<sup>L</sup> 2_13		<sup>w</sup> 9_1	1	3	14	30	2	4
513	GERMANY	GER	<sup>L</sup> 0_20	<sup>L</sup> 2_12	<sup>L</sup> 1_19	<sup>L</sup> 1_9		0	4	4	60	0	5
Pool B													
No.	Name	Country	1	2	3	4	5	Won	Lost	Scored	Conceded	Points	Position
502	PORTUGAL	POR		<sup>w</sup> 10_3	<sup>w</sup> 14_1	<sup>w</sup> 7_2		3	0	31	6	6	1
505	NORWAY	NOR	<sup>L</sup> 3_10		<sup>w</sup> 6_5	<sup>w</sup> 7_6		2	1	16	21	4	2
508	NETHERLANDS	NED	<sup>L</sup> 1_14	<sup>L</sup> 5_6		<sup>L</sup> 1_8		0	3	7	28	0	4
511	CZECH REPUBLIC	CZE	<sup>L</sup> 2_7	<sup>L</sup> 6_7	<sup>w</sup> 8_1			1	2	16	15	2	3

Pool C													
No.	Name	Country	1	2	3	4	5	Won	Lost	Scored	Conceded	Points	Position
503	SPAIN	ESP		<sup>w</sup> 10_3	<sup>w</sup> 10_1	<sup>w</sup> 13_0		3	0	33	4	6	1
504	IRELAND	IRL	<sup>L</sup> 3_10		<sup>w</sup> 14_1	<sup>L</sup> 3_4		1	2	20	15	2	2
509	CROATIA	CRO	<sup>L</sup> 1_10	<sup>L</sup> 1_14		<sup>w</sup> 5_5		1	2	7	29	2	4
510	AUSTRIA	AUT	<sup>L</sup> 0_13	<sup>w</sup> 4_3	<sup>L</sup> 5_5			1	2	9	21	2	3

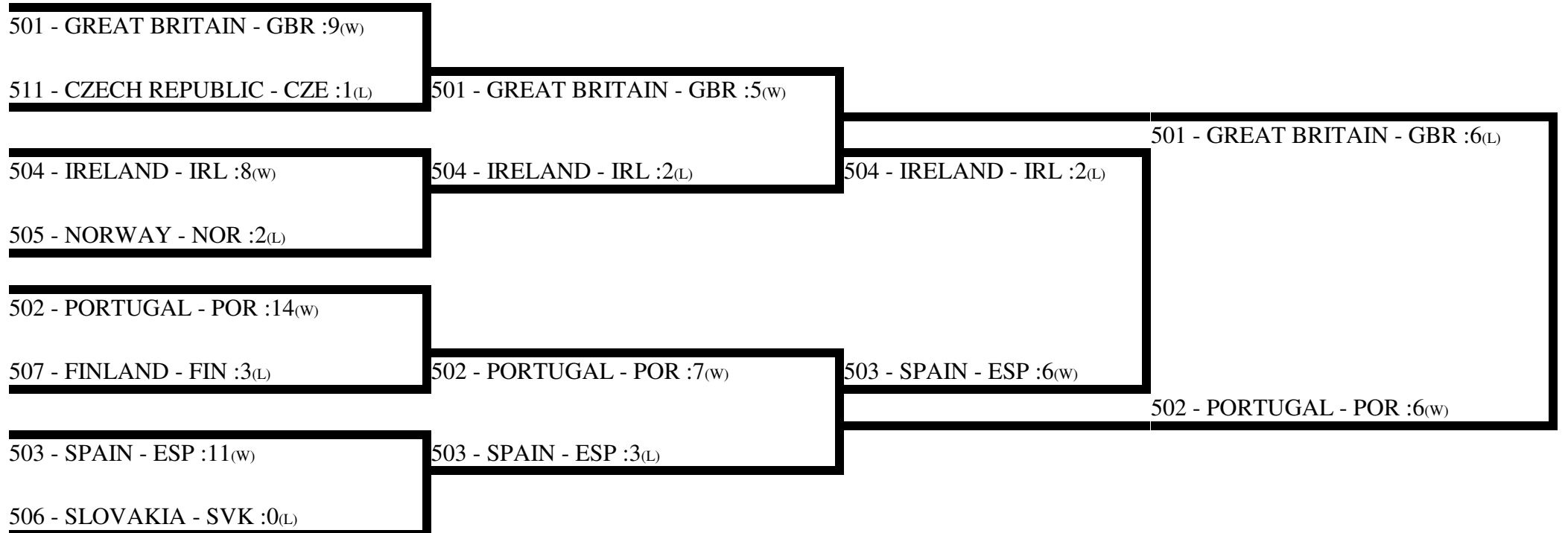
### Elimination Round's Section

1/4Final

1/2Final

3°/4°

FINAL



**Final Score Section  
(Final)**

<b>Position</b>	<b>Name</b>	<b>Country</b>
1	PORTUGAL	POR
2	GREAT BRITAIN	GBR
3	SPAIN	ESP
4	IRELAND	IRL
5	NORWAY	NOR
6	CZECH REPUBLIC	CZE
7	FINLAND	FIN
8	SLOVAKIA	SVK
9	AUSTRIA	AUT
10	GREECE	GRE
11	NETHERLANDS	NED
12	CROATIA	CRO
13	GERMANY	GER